

# Evidence for a progressively earlier pupping season of the common seal (*Phoca vitulina*) in the Wadden Sea

N. OSINGA<sup>1,2</sup>, I. PEN<sup>3</sup>, H.A. UDO DE HAES<sup>2</sup> AND P.M. BRAKEFIELD<sup>2,4</sup>

<sup>1</sup>Seal Rehabilitation and Research Centre, Pieterburen Hoofdstraat 94A, 9968 AG, Pieterburen, The Netherlands, <sup>2</sup>CML and IBL, Leiden University, Leiden CML: Einsteinweg 2, 2333 CC, Leiden, The Netherlands, IBL: Sylviusweg 72, 2300 RA, Leiden, The Netherlands, <sup>3</sup>Theoretical Biology Group, University of Groningen Nijenborg 7, 9747 AG Groningen, The Netherlands, <sup>4</sup>Department of Zoology, Downing Street, Cambridge, CB2 3EJ, United Kingdom

*Common seals Phoca vitulina give birth in the Wadden Sea area during the summer months. We provide evidence that the pupping season has advanced in date in this region. Analysis of stranding dates of recently-born, orphaned pups admitted for rehabilitation, revealed a shift of, on average, 0.88 days per year over the period 1974–2008, yielding a total advance of 26 days. Although the pupping season has become progressively earlier, there were no indications of any negative impact on the weight of the pups, nor was there an increase in the proportion of seals with a lanugo coat. These observations suggest that the most likely explanation for the change in phenology of the pupping season is a corresponding change in the timing of cessation of the period of delayed implantation. It is suggested that shifts in phenology could reflect an adaptive response of the animals to altered local circumstances. The latter may in turn be induced by larger scale phenomena such as food availability or climate change.*

**Keywords:** common seal, *Phoca vitulina*, Wadden Sea, pupping season, phenology

Submitted 22 May 2010; accepted 23 March 2011

## INTRODUCTION

The reproductive pattern of most pinnipeds is characterized by annual reproduction, synchronous breeding cycles and delayed implantation. The obligate delay of embryonic implantation, also called embryonic diapause, is a period during which the onset of embryonic development is delayed. Such delayed implantation is common in pinnipeds (Enders, 1963; Hewer, 1974; Boyd, 1991). It is generally assumed that embryonic diapause provides a mechanism that can ensure that the young are born when conditions are optimal for their survival (Bigg & Fisher, 1975; Boyd, 1991; Temte, 1994; Jemison & Kelly, 2001; Dubé *et al.*, 2003).

It is not fully understood how the mechanism of timing of implantation works in seals. Most studies have suggested that the annual photoperiodic cycle is the most likely mechanism of synchronizing implantation in pinnipeds (Bigg & Fisher, 1975; Boulva, 1975; Boyd, 1991; Temte & Temte, 1993; Temte, 1994), and only grey seals (*Halichoerus grypus* (Fabricius, 1791)) and Australian sea lions (*Neophoca cinerea* (Péron, 1816)) are known not to conform to the properties of photoperiodic synchronization (Boyd, 1991). Renfree & Shaw (2000) in a review documented that almost 100 species of mammals in seven different mammalian orders undergo such a diapause, and showed that the characteristics differ in each

family. These authors conclude that the control of reactivation of the blastocyst in seals is far from clear.

In some regions, the phenology cycle of common seals varies with latitude (Bigg, 1969; Temte *et al.*, 1991) and is assumed to be the effect of differences in the latitudinal photoperiod cycle (Temte *et al.*, 1991). Temte *et al.* (1991) found latitudinal clines for *Phoca vitulina concolor* (DeKay, 1842) along eastern North America and for *Phoca vitulina richardsi* (Gray, 1864) between Baja California and the west coast of Washington. However, they found no clines for *Phoca vitulina vitulina* (Linnaeus, 1758) or for other ranges of *Phoca vitulina richardsi*. Critical photoperiod cues may have evolved over time to adapt to specific local circumstances, which may explain why latitudinal clines are not found in some regions. According to Bigg (1973), geographical variation in the seasonal availability of shrimp for the newly weaned pups may be a selective pressure which controls regional variation in reproductive timing.

The Wadden Sea is an important area for the reproduction of common seals (*Phoca vitulina vitulina*). Common seal pupping in the Dutch Wadden Sea occurs in May, June and July (Havinga, 1933; Van Haaften, 1981; Reijnders, 1990). Mating takes place in July, August and September (Havinga, 1933; Van Haaften, 1981; Reijnders, 1990). Implantation for Wadden Sea common seals occurs between the end of October and the third week of November according to Reijnders (1990), and in November and December according to Van Haaften (1981). Harrison (1963) studied foetus lengths for common seals of the East Anglian coast of the United Kingdom and calculated that implantation occurs in

**Corresponding author:**

N. Osinga

Email: nynke@zeehondencreche.nl

November and December. The period of delayed implantation is 1–3 months according to Bigg (1973) and 2–3 months according to Van Haften (1981).

The Wadden Sea is an area which is intensively used by humans both for economic and recreational purposes. This implies the presence of various potential anthropogenic disturbance factors on seals, which in the birth season could lead to separation of mother and pup pairs. Extreme weather conditions may occasionally also lead to separation. Orphaned pups found along the coastline are brought to the Seal Rehabilitation and Research Centre (SRRC) in Pieterburen for rehabilitation. We used these rehabilitation records to investigate the timing of the pupping season over recent decades in common seals of the Dutch Wadden Sea. We also explored possible environmental causes underlying an observed change in phenology.

## MATERIALS AND METHODS

The rehabilitation records of orphaned seals stranded in the Wadden Sea area were extracted from the SRRC database. The SRRC set up a stranding network soon after the start of its operations in 1971. The stranding network has been relatively stable with minimal changes in team members and in collection effort. Stranded animals on the beach are reported to the SRRC stranding network and are not actively searched for. It is assumed that the majority of the seals stranded at the Dutch coast were reported since The Netherlands has a densely inhabited coastline with a well organized stranding network. The stranding dates of the orphaned seals of our dataset are believed to be a good representation of the timing of birth of seals in the wild. Separations of recently-born seals from their mothers are usually caused by human disturbance or extreme weather conditions, and these two factors are considered to affect the seals in a random manner with respect to date. Furthermore, there are no indications that reporting effort or extreme weather conditions have advanced in time. The dataset includes only those pups which still had an umbilical stub on the day of stranding as these are the youngest pups with the shortest time lapse between birth date and stranding date. Three hundred and ten rehabilitated pups with umbilical stub were recorded in the period 1974–2008. For half of these animals (161), the date on which the umbilical stub fell off was recorded showing that ninety-eight per cent lost their umbilical stubs within the first five days of rehabilitation. This is consistent with the observations of Wipper (1974) who noted that the umbilical stub falls off after three to five days. Therefore, it is likely that the stranding dates of orphaned seals with an umbilical stub do not deviate more than a few days from the true birth date of the animals.

The dataset ( $N = 310$ ) includes only seals stranded in the Wadden Sea region. No data were available for the island of Texel as these seals are usually admitted to another rehabilitation centre at Texel. No seals with umbilical stubs were reported for the year 1976. The stranding dates were converted into Julian days (January 1 = 1) for each year.

All seals which enter the centre are weighed on admittance. Characteristics, such as the presence of a lanugo, are also recorded (the lanugo is an embryonic coat which common seals usually shed before birth; Oftedal *et al.*, 1991). Of all the animals included in this study, 37 seals still had their

lanugo on the day of stranding. Shortened pregnancies may result in lower birth weights or a higher frequency of seals born with lanugo coats. We therefore examined stranding weights and frequencies of seals with a lanugo over the research period 1974–2008.

The Netherlands has experienced a rise in temperature over the 20th Century (Van Oldenborgh & Van Ulden, 2003). Air temperature data were tested for a correlation with the seal stranding data. Data for the period 1974–2008 and the recording location Groningen/Eelde were extracted from the database of the Royal Netherlands Meteorological Institute available at <http://www.knmi.nl/klimatologie/maandgegevens/index.html>. Temperature data were extracted for the two months crucial for the timing of the reproductive cycle, namely the month November when implantation occurs (Harrison, 1963; Reijnders, 1990) and the month May prior to parturition.

To analyse temporal changes in stranding dates, body measurements and temperature we fitted linear autoregressive (AR) models using the maximum likelihood arima procedure in R 2.12.0 (R Development Core Team, 2010). A  $k$ -th order AR model is of the form

$$y_t = \alpha + \beta t + \sum_{i=1}^k \gamma_i y_{t-i} + \varepsilon_t$$

Here  $\alpha$  is the intercept,  $\beta$  the slope with time  $t$  (year) and the  $\gamma_i$  the linear effect of the response variable  $i$  time units ago. Significance of parameters was tested with  $t$ -tests.

Changes over time in sex-ratio and the proportion of seals with lanugo coats were fitted with logistic regression, using R's `glm` procedure with option `family = 'binomial'`. Significance was assessed with Wald tests (Crawley 2007).

## RESULTS

The number of orphaned seals admitted for rehabilitation has increased over the years (Figure 1), although a sharp decrease in admitted seals occurred after the two epizootics of the phocine distemper virus in 1988 and 2002 (Osterhaus & Vedder, 1988; Jensen *et al.*, 2002).

An advance of the mean annual birth dates has occurred in the period 1974–2008 with orphaned pups tending to be stranded earlier in each year (Figure 2). The relationship with time is approximately linear, although the forward shift is perhaps less apparent after the year 2000. Although the years 1976–1981, 1989, 1990 and 1992 each included a maximum of three animals, they do not appear to deviate from the general trend.

In 1974 the mean stranding date of rehabilitated orphaned pups with an umbilical stub was 9 July (day  $190 \pm \text{SD} = 7$ ), whereas by 2008 this had shifted to 12 June (day  $164 \pm \text{SD} = 11$ ), an overall advance of 26 days. Likewise, the first pup stranded in 1974 was on 29 June (day 180) whereas in 2008 this had shifted to 11 May (day 132), an advance of 48 days. The best fitting AR model was a first-order model with significant positive correlation between successive years ( $\gamma_1 = 0.375 \pm \text{SE} = 0.053$ ,  $P < 0.0001$ ) and a significant decline over time ( $\beta = -0.883 \pm \text{SE} = 0.098$ ,  $P < 0.0001$ ).

Out of the 310 seals with an umbilical stub, 37 animals had a lanugo. Stranding data of these seals were analysed

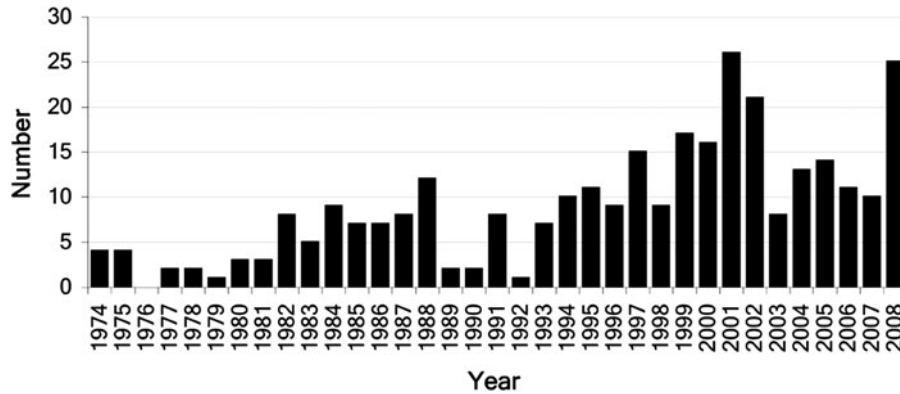


Fig. 1. The number of orphaned seal pups with an umbilical stub that stranded during the period 1974–2008 ( $N = 310$ ).

separately, and revealed a similar gradual shift. The mean stranding date of rehabilitated orphaned pups with a lanugo had shifted from day 187 ( $SD = 14$ ) in 1975 to day 154 ( $SD = 21$ ) in 2008, an overall advance of 33 days. There was no significant between-year correlation ( $\gamma_1 = 0.088 \pm SE = 0.176$ ,  $P = 0.3$ ) and a significant decline over time ( $\beta = -1.165 \pm SE = 0.244$ ,  $P < 0.0001$ ).

Although a decrease in weight is expected for an earlier pupping season, we found a slight increase in the weight of admitted pups over the period 1974–2008 (Figure 3). The best fitting AR model was a second-order model ( $\gamma_1 = 0.017 \pm SE = 0.057$ ,  $P = 0.38$ ,  $\gamma_2 = 0.133 \pm SE = 0.057$ ,  $P < 0.01$ ,  $\beta = 0.026 \pm SE = 0.012$ ,  $P = 0.016$ ).

The sex-ratio (proportion males) did not change significantly over time ( $z = 0.688$ ,  $P = 0.49$ ). Similarly, the frequency of a lanugo in stranded pups did not change ( $z = -0.301$ ,  $P = 0.76$ ).

No significant correlation was found between residual temperature (November and May) and residual birth date (Tnov:  $r = -0.036$ ,  $P = 0.53$ ; Tmay:  $r = -0.020$ ,  $P = 0.72$ ).

## DISCUSSION

The number of orphaned seals admitted for rehabilitation has increased over the years corresponding to an increase in population size (TSEG, 2008). A sharp decrease in admitted seals occurred after the two epizootics of the phocine distemper virus in 1988 and 2002 (Osterhaus & Vedder, 1988; Jensen

*et al.*, 2002), both of which caused mass mortalities in the Wadden Sea.

Analysis of stranding dates of orphaned pups admitted for rehabilitation for the period 1974–2008 revealed a significant advance in the pupping season amounting to a total of 26 days. These results are consistent with a preliminary analysis of stranding records of orphaned seals (Osinga *et al.*, 2009). An earlier pupping season was also found for aerial survey data of common seals in the Wadden Sea (Reijnders *et al.*, 2010). For the common seals of the German Wadden Sea, a shift of comparable magnitude was observed by Abt (2005), who reported that the annual mean pupping dates from 1976–2004 show that phenology has advanced in a linear fashion, and was about 20 days earlier than 30 years ago.

The observed shift could solely reflect a recent change, or it could represent a return to an earlier birth season. Havinga's (1933) earliest observation of a pup in the Wadden Sea was on 14 June (day 165). The records of Havinga seem to correspond to the 1970s and 1980s when the stranding of first pups was indeed after day 165. Since the 1990s, the first pups stranded were before day 165. Thus, the present trend may have begun in the 1970s.

Different demographic factors could have had an impact on the ontogeny of birth. Until 1963, years of intensive hunting had caused the seal population in The Netherlands to dwindle ('t Hart, 2007). After an initial recovery of the population following the cessation of hunting, pollution began to affect the seals resulting in lower birth rates (Van Haften, 1978; Reijnders, 1980) and suppression of the

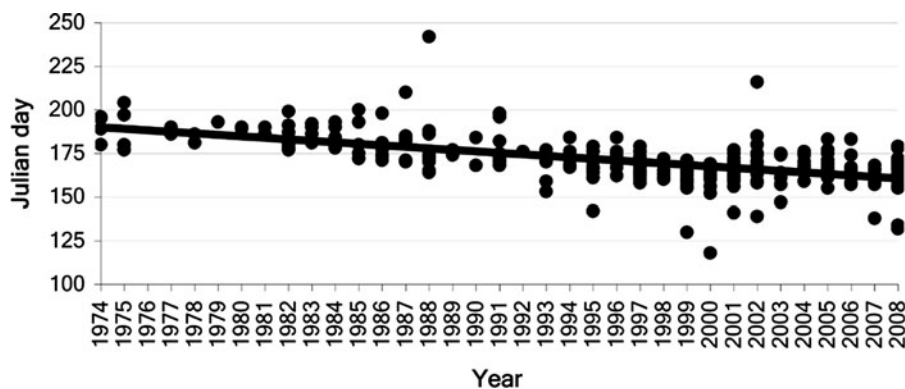


Fig. 2. Stranding dates, presented as Julian days (January 1 = 1), of orphaned seal pups with an umbilical stub that stranded during the period 1974–2008 ( $N = 310$ ). The fitted line shows a significant decline with time (see text for further details).

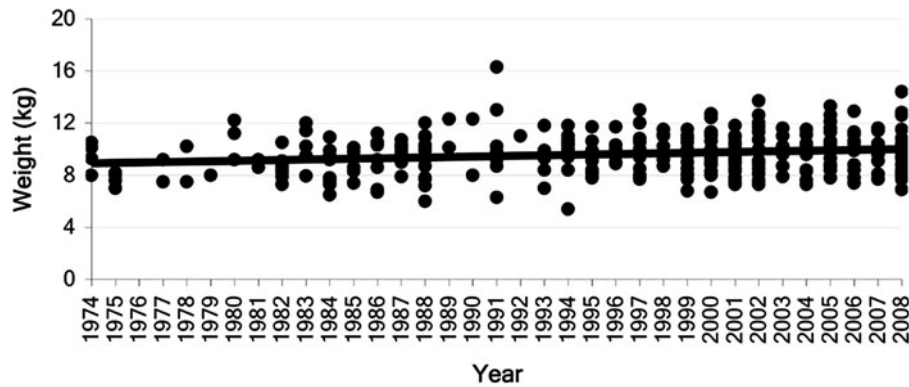


Fig. 3. The weight (kg) of stranded orphaned seal pups with an umbilical stub that stranded during the period 1974–2008 ( $N = 308$ ). The fitted line shows a significant increase with time (see text for further details).

immune system (Ross, 1995; de Swart, 1995). Furthermore, the two phocine distemper virus epizootics caused mass mortalities in the Wadden Sea common seal population (Osterhaus & Vedder, 1988; Jensen *et al.*, 2002). The shift observed in the Dutch Wadden Sea, however, has a gradual character, showing a linear trend. This is contrary to earlier findings of Ries (1999) who noted that after the 1988 epizootic the birth season in the Wadden Sea shifted abruptly and remained consistently two weeks earlier. Given the rate of change in mean pupping date, the likelihood of a rather low heritability for the trait, and the long generation time, it is unlikely that the observed trend results solely from natural selection and changes in genotype frequencies due to, for example, a cessation of hunting pressure against early breeders. A growing population could lead to progressively earlier pupping due to demographic pressure. As the progression in years and the increase in population size are related in time, we cannot differentiate between an effect of years and an effect of population size. However, the estimated mortality of common seals in Dutch waters during the epidemics, 53% in 1988 and 54% in 2002 (Rijks *et al.* 2005), did not appear to have an impact on the Julian dates of stranding. Furthermore, demographic pressure is expected to cause a spreading out of the pupping season; that is earlier as well as later pupping. Rather, the shift in Julian dates shows an advance in pupping season and not a spread in dates.

In contrast to the advance observed in the current study, a progressive delay in mean birth date was observed for common seals (*Phoca vitulina concolor*) on Sable Island, Canada (Bowen *et al.*, 2003). Analysis of the period 1987–1996, revealed a progressive delay in mean date of parturition between 1992 and 1996, resulting in an overall delay of seven days by 1996. Changes in pupping dates have also been observed for common seals (*Phoca vitulina richardsi*) on Tugidak Island in Alaska (Jemison & Kelly, 2001). A temporal shift over the period 1976–1979 saw the onset of pupping becoming approximately 6–18 days later, and the peak pupping period becoming 9–14 days later compared to 1964 and the mid-1990s, respectively. It appears that advances as well as delays in birth season occur in common seals and that these trends can be temporary. It is interesting to note that after the year 2000, the mean stranding date of seals in the Dutch Wadden Sea has not advanced to dates earlier than day 160, perhaps indicating that the maximal forward timing of females has been reached.

The reproduction cycle can be changed in two ways, namely through changing the timing of implantation or through changes in the period of active gestation. A change in implantation may not express itself in any consequences for the pup, whereas change in the gestation period is likely to. There were no indications of a negative impact on the weight of the pups, nor was there an increase in the proportion of seals with a lanugo coat in this shift of nearly a month. These observations suggest that the most likely explanation for the change in phenology of the pupping season is a corresponding change in the timing of cessation of the period of delayed implantation. Earlier implantation could result from a shortened period of delayed implantation or from an overall shift in the reproduction cycle, including earlier mating. No data were available on the timing of mating and any changes therein. Much uncertainty remains about the specific controls of delayed implantation. It appears that there is more flexibility than expected from a photoperiod-cued mechanism. It is likely that additional factors are involved which enable a rapid response to local circumstances. Whether this response is adaptive in nature is unclear.

Food availability and temperature are generally considered to play a key role in the timing of the birth season, thus ensuring the most advantageous environmental conditions for the pups. Nutritional stress according to Bowen *et al.* (2003) delayed the timing of birth at Sable Island. Jemison & Kelly (2001) found that during the period with later birth seasons in Alaska (1976–1979), there was a climatic change to warmer oceanographic and atmospheric conditions which coincided with changes in fish abundance. Duck (1990) found that severe climatic conditions and reduced food availability cause later female arrival at the breeding beach, and a later mean pupping date for Antarctic fur seals (*Arctocephalus gazella* (Peters, 1875)) on Bird Island, South Georgia. For South American sea lions (*Otaria flavescens* (Shaw, 1800)) in Peruvian waters, births occurred later in the season after years of low food availability, and earlier, following years of high food availability (Soto *et al.*, 2004). Unfortunately few data are available on changes in fish stocks of the Wadden Sea as well as on any changes in the diet of seals or other marine predators.

Phenology can provide particularly sensitive indicators of changes in climate. Shifting phenologies in response to a changed climate are found in several species, for instance in butterflies (Brakefield, 1987; Roy & Sparks, 2000) and birds

(Crick *et al.*, 1997). Global meta-analyses of 1700 species by Parmesan & Yohe (2003) documented a significant mean advancement of spring events by 2.3 days per decade. Like most of the world, The Netherlands has experienced a rise in temperate over the 20th Century (Van Oldenborgh & Van Ulden, 2003). Although recent warming is related to natural atmospheric circulation regimes such as the North Atlantic Oscillation (NAO) (Corti *et al.*, 1999), the rise in the NAO index only partly explains the temperature rise measured in De Bilt, The Netherlands (Van Oldenborgh & Van Ulden, 2003). A rise in temperature is also recorded for the North Sea (Mackenzie & Schiedek, 2007). Although we found no direct correlation between temperature and birth date, the pupping season could be indirectly affected by temperature, namely through alterations of food availability. A response of zooplankton to a warmer Wadden Sea was recorded by Martens & Van Beusekom (2008). An important component of the weaned seals diet is shrimp (*Crangon crangon* Linnaeus, 1758) (Havinga, 1933; Mohr, 1952; Wipper, 1974; Muelbert & Bowen, 1993). The Wadden Sea is an important nursery area for shrimp (Kuipers & Dapper, 1984) with migration towards inshore waters in spring and an offshore migration to deeper North Sea waters in autumn (Boddeke, 1976). According to Beukema (1992), the settlement of a new generation of postlarvae of shrimp in the Wadden Sea started in April after mild winters, and in July after cold winters. Correspondingly, peak shrimp densities were observed in June after mild winters, and in July after cold winters. Beukema (1992) also concluded that shrimps present in May on the tidal flats were significantly larger after mild, than after cold winters. A correlation between shrimp recruitment and temperature was also found by Selleslagh & Amara (2008) for the eastern English Channel, and by Henderson *et al.* (2006) for the Bristol Channel.

Although no long-term effects of climate change on the seasonal abundance of shrimps in the Wadden Sea have been documented, it can be predicted that an increase in mild winters will lead to a progressive advance of shrimp abundance over the years. It is likely that such progressive changes in food availability over time will lead to a response of seals. Therefore, we propose that the common seals have changed their phenology cycle in response to altered peaks in food abundance in the Wadden Sea. These altered local conditions, ultimately may be induced by wider phenomena, such as climate change.

## ACKNOWLEDGEMENTS

We are grateful to the volunteers of the stranding network (EHBZ) of the SRRC, who always are available to help stranded marine mammals. We thank Greg Hofmeyr and one anonymous referee for their helpful comments on the manuscript.

## REFERENCES

- Abt K. (2005) Seasons change!—shifting phenology of harbour seals (*Phoca vitulina*) in the Wadden Sea. In *Proceedings of the Scientific Wadden Sea Symposium, 4–8 April 2005, Esbjerg, Denmark*. [Abstract.]
- Beukema J.J. (1992) Dynamics of juvenile shrimp *Crangon crangon* in a tidal-flat nursery of the Wadden Sea after mild and cold winters. *Marine Ecology Progress Series* 83, 157–165.
- Bigg M.A. (1969) Clines in the pupping season of the harbour seal *Phoca vitulina*. *Journal of the Fisheries Research Board of Canada* 26, 449–455.
- Bigg M.A. (1973) Adaptations in the breeding of the harbour seal, *Phoca vitulina*. *Journal of Reproduction and Fertility Supplement* 19, 131–142.
- Bigg M.A. and Fisher H.D. (1975) Effect of photoperiod on annual reproduction in female harbour seals. *Rapports et Procès-Verbaux des Réunions Conseil International pour l'Exploration de la Mer* 169, 141–144.
- Boddeke R. (1976) The seasonal migration of the brown shrimp *Crangon crangon*. *Netherlands Journal of Sea Research* 10, 103–130.
- Boulva J. (1975) Temporal variations in birth period and characteristics of newborn seals. *Rapports et Procès-Verbaux des Réunions Conseil International pour l'Exploration de la Mer* 169, 405–408.
- Bowen W.D., Ellis S.L., Iverson S.J. and Boness D.J. (2003) Maternal and newborn life-history traits during periods of contrasting population trends: implications for explaining the decline of harbour seals (*Phoca vitulina*), on Sable Island. *Journal of Zoology* 261, 155–163.
- Boyd I.L. (1991) Environmental and physiological factors controlling the reproductive cycles of pinnipeds. *Canadian Journal of Zoology* 69, 1135–1148.
- Brakefield P.M. (1987) Geographical variability in, and temperature effects on, the phenology of *Maniola jurtina* and *Pyronia tithonus* (Lepidoptera, Satyrinae) in England and Wales. *Ecological Entomology* 12, 139–148.
- Corti S., Molteni F. and Palmer T.N. (1999) Signature of recent climate change in frequencies of natural atmospheric circulation regimes. *Nature* 398, 799–802.
- Crawley M.J. (2007) *The R book*. Chichester: John Wiley & Sons.
- Crick H.Q.P., Dudley C., Glue D.E. and Thomson D.L. (1997) UK birds are laying eggs earlier. *Nature* 388, 526.
- Dubé Y., Hamill M.O. and Barrette C. (2003) Pup development and timing in harbour seals (*Phoca vitulina*) in the St Lawrence estuary. Canada. *Canadian Journal of Zoology* 81, 188–194.
- Duck C.D. (1990) Annual variation in the timing of reproduction in Antarctic fur seals, *Arctocephalus gazella*, at Bird Island, South Georgia. *Journal of Zoology* 222, 103–116.
- Enders A.C. (ed.) (1963) *Delayed implantation*. Chicago, IL: University of Chicago Press.
- Haafte J.L. van (1978) De Waddenzee-zeehonden in 1977. *Waddenbulletin* 13, 498–499.
- Haafte J.L. van (1981) The life-history of the harbour seal in the Wadden Sea. In Reijnders P. and Wolff W.J. (eds) *Marine mammals of the Wadden Sea: final report of the section 'Marine Mammals' of the Wadden Sea Working Group*. Reports of the Wadden Sea Working Group 7, pp. 15–19.
- Harrison R.J. (1963) A comparison of factors involved in delayed implantation in badgers and seals in Great Britain. In Enders A.C. (ed.) *Delayed implantation*. Chicago, IL: University of Chicago Press, pp. 99–114.
- Hart P. 't (2007) *Zeehondenjacht in Nederland, 1591–1962*. Amsterdam: Vrije Universiteit, 351 pp.
- Havinga B. (1933) Der Seehund (*Phoca vitulina* L.) in den Holländischen gewässern. *Tijdschrift der Nederlandsche Dierkundige vereniging*, 3<sup>de</sup> serie, deel III, aflevering 2 en 3, pp. 79–111.

- Henderson P.A., Seaby R.M. and Somes J.R.** (2006) A 25-year study of climatic and density-dependent population regulation of common shrimp *Crangon crangon* (Crustacea: Caridea) in the Bristol channel. *Journal of the Marine Biological Association of the United Kingdom* 86, 286–298.
- Hewer H.R.** (1974) *British seals*. New York: Taplinger Publishing Co., Inc.
- Jemison L.A. and Kelly B.P.** (2001) Pupping phenology and demography of harbor seals (*Phoca vitulina richardsi*) on Tugidak Island, Alaska. *Marine Mammal Science* 17, 585–600.
- Jensen T., Bildt M. van de, Dietz H.H., Andersen T.H., Hammer A.S., Kuiken T. and Osterhaus A.** (2002) Another phocine distemper outbreak in Europe. *Science* 297, 209.
- Kuipers B.R. and Dapper R.** (1984) Nursery function of Wadden Sea tidal flats for the brown shrimp *Crangon crangon*. *Marine Ecology Progress Series* 17, 171–181.
- Mackenzie B.R. and Schiedek D.** (2007) Daily ocean monitoring since the 1860s show record warming of northern European seas. *Global Change Biology* 13, 1335–1347.
- Martens P. and van Beusekom J.E.E.** (2008) Zooplankton response to a warmer northern Wadden Sea. *Helgoland Marine Research* 62, 67–75.
- Mohr E.** (1952) *Die Robben der Europäischen gewässer*. Frankfurt/Main: Monographien der Wildsäugetiere Band XII, Verlag Dr Paul Schöps.
- Muelbert M.M.C. and Bowen W.D.** (1993) Duration of lactation and postweaning changes in mass and body composition of harbour seal, *Phoca vitulina*, pups. *Canadian Journal of Zoology* 71, 1405–1414.
- Oftedal O.T., Bowen W.D., Widdowson E.M. and Boness D.J.** (1991) The prenatal molt and its ecological significance in hooded and harbour seals. *Canadian Journal of Zoology* 69, 2489–2493.
- Oldenborgh G.J. van and Ulden A. van** (2003) On the relationship between global warming, local warming in The Netherlands and changes in circulation in the 20th century. *International Journal of Climatology* 23, 1711–1724.
- Osinga N., Pen I., Udo de Haes H.A. and Brakefield P.M.** (2009) A progressively earlier pupping season of the common seal (*Phoca vitulina*) in the Wadden Sea. In *Proceedings of the 18th biennial conference on the Biology of Marine Mammals, Quebec, Canada, October 12–16 2009*. [Abstract.]
- Osterhaus A.D.M.E. and Vedder E.J.** (1988) Identification of virus causing recent seal death. *Nature* 335, 20.
- Parmesan C. and Yohe G.** (2003) A globally coherent fingerprint of climate change impacts across natural systems. *Nature* 421, 37–42.
- R Development Core Team** (2010) *R: a language and environment for statistical computing*. Vienna: R Foundation for Statistical Computing (<http://www.R-project.org>).
- Reijnders P.J.H.** (1980) Organochlorine and heavy metal residues in harbour seals from the Wadden Sea and their possible effects on reproduction. *Netherlands Journal of Sea Research* 14, 30–65.
- Reijnders P.J.H.** (1990) Progesterone and oestradiol-17  $\beta$  concentration profiles throughout the reproductive cycle in harbour seals (*Phoca vitulina*). *Journal of Reproduction and Fertility* 90, 403–409.
- Reijnders P.J.H., Brasseur S.M.J.M. and Meesters E.H.W.G.** (2010) Earlier pupping in harbour seals, *Phoca vitulina*. *Biology Letters* 6, 854–857.
- Renfree M.B. and Shaw G.** (2000) Diapause. *Annual Review of Physiology* 62, 353–375.
- Ries E.H.** (1999) *Population biology and activity patterns of harbour seals (Phoca vitulina) in the Wadden Sea*. IBN Scientific Contributions 16, Wageningen, 103 pp.
- Rijks J.M., Bildt M.W.G. van de, Jensen T., Philippa J.D.W., Osterhaus A.D.M.E. and Kuiken T.** (2005) Phocine distemper outbreak, The Netherlands, 2002. *Emerging Infectious Diseases* 11, 1945–1948.
- Ross P.S.** (1995) *Seals, pollution and disease: environmental contaminant-induced immunosuppression*. PhD thesis. Utrecht University, Utrecht, The Netherlands.
- Roy D.B. and Sparks T.H.** (2000) Phenology of British butterflies and climate change. *Global Change Biology* 6, 407–416.
- Selleslagh J. and Amara R.** (2008) Inter-season and interannual variations in fish and macrocrustacean community on a eastern English Channel sandy beach: influence of environmental factors. *Estuarine, Coastal and Shelf Science* 77, 721–730.
- Soto K.H., Trites A.W. and Arias-Schreiber M.** (2004) The effects of prey availability on pup mortality and the timing of birth of South American sea lions (*Otaria flavescens*) in Peru. *Journal of Zoology* 264, 419–428.
- Swart R.L. de** (1995) *Impaired immunity in seals exposed to bioaccumulated environmental contaminants*. PhD thesis. Erasmus University Rotterdam, Rotterdam, The Netherlands.
- Temte J.L., Bigg M.A. and Wiig Ø.** (1991) Clines revisited: the timing of pupping in the harbour seal (*Phoca vitulina*). *Journal of Zoology* 224, 617–632.
- Temte J.L. and Temte J.** (1993) Photoperiod defines the phenology of birth in captive California sea lions. *Marine Mammal Science* 9, 301–308.
- Temte J.L.** (1994) Photoperiod control of birth timing in the harbour seals (*Phoca vitulina*). *Journal of Zoology* 233, 369–384.
- TSEG** (2008) *Common seals in the Wadden Sea in 2008*. Wilhelmshaven: Common Wadden Sea Secretariat.
- and
- Wipper E.** (1974) *Die Ökologischen und pathologischen Probleme beim europäischen Seehund (Phoca vitulina Linné 1758) an der niedersächsischen Nordseeküste*. PhD thesis. München University, Germany.

#### Correspondence should be addressed to:

N. Osinga  
Seal Rehabilitation and Research Centre,  
Pieterburen Hoofdstraat 94A, 9968 AG,  
Pieterburen, The Netherlands  
email: [nynke@zeehondencreche.nl](mailto:nynke@zeehondencreche.nl)