
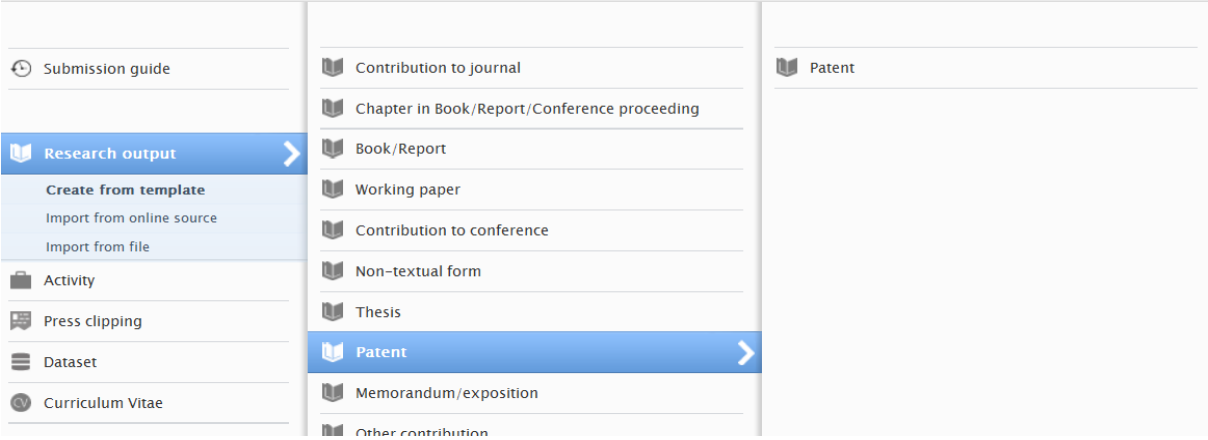



Recording patents in Pure – Version 0.4

Who records patents?	<ul style="list-style-type: none"> • Research & Funding (R&F) takes care of adding the patents in Pure (by importing patents from Espacenet), if the University of Groningen is a (co)application of the patent. • Researchers may also add patents, for example patents that were registered with a previous employer. • Duplicate patents should be merged (R&F or the University Library (UL))
Which publications?	<ul style="list-style-type: none"> • Only a published patent should be recorded in Pure. • Only <u>one</u> publication per patent family: <i>the first patent application</i>. • Other publications or additions can be requested from the patent database through R&V.
When?	<ul style="list-style-type: none"> • <i>As soon as published in Espacenet, i.e. ultimately 18 months after first submission.</i>
How?	<ul style="list-style-type: none"> • Import from online source: Espacenet or add manually: • Click  and choose patent

Choose submission



The screenshot shows the 'Choose submission' interface. On the left, a sidebar lists various submission types: Submission guide, Research output (selected), Activity, Press clipping, Dataset, and Curriculum Vitae. Under 'Research output', there are options for 'Create from template', 'Import from online source', and 'Import from file'. The main area displays a list of submission types: Contribution to journal, Chapter in Book/Report/Conference proceeding, Book/Report, Working paper, Contribution to conference, Non-textual form, Thesis, Patent (highlighted), Memorandum/exposition, and Other contribution. On the right, a 'Patent' sidebar is visible.

<p>Publication information ⓘ</p> <p>Original language * English ▾</p> <p>Title of the contribution in original language * <input type="text"/></p> <p>Subtitle of the contribution in original language <input type="text"/></p> <p>Abstract <input type="text"/></p>	<p>Required fields are marked with a *.</p>
<p>Publication state ⓘ</p> <p>Publication statuses and dates *</p> <p>Published ▾ Year * Month Day Current</p> <p><input type="button" value="Add publication status and date..."/></p>	<ul style="list-style-type: none"> • A patent is published ultimately 18 months after first submission. • Only published patents should be put in Pure as only published patents count in valorization indicators.
<p>Inventors and affiliations ⓘ</p> <p>Inventors *</p> <p>No persons or organisational units associated</p> <p><input type="button" value="Add person..."/> <input type="button" value="Add organisational unit..."/> <input type="button" value="Add group author..."/></p>	<ul style="list-style-type: none"> • Add all researchers involved with the patent. • Researchers from external organizations should be added too.
<p>Patent</p> <p>IPC (International Patent Classification) <input type="text"/></p> <p>Patent number <input type="text"/></p> <p>Priority date <input type="text"/>  Example: 21/10/2002</p> <p>Priority number <input type="text"/></p>	<ul style="list-style-type: none"> • Patent number: starts with "WO". • Priority date (of the first patent application). • The two letter country code should be included.
<p>Relations ⓘ</p> <p>Research Output <input type="button" value="+"/></p> <p>Activities <input type="button" value="+"/></p> <p>Clippings <input type="button" value="+"/></p> <p>Equipment <input type="button" value="+"/></p> <p>Datasets <input type="button" value="+"/></p> <p>Projects <input type="button" value="+"/></p>	<ul style="list-style-type: none"> • It is possible to create links between patents and publications, activities and press clippings.

<p>Save for validation</p>	<ul style="list-style-type: none"> • The submission has been created, and is now in the state of "Entry in progress". However further details can continually be added to the template, simply by reopening it. • When no further details can be added to the template, it must be send "For validation". The UL will verify the information.
<p>Not published or retracted patents</p>	<p>In Pure these patents should be saved as:</p> <ul style="list-style-type: none"> • <i>Restricted</i> (restricted to Pure users) or • <i>Confidential</i> (restricted to associated users and editors) in Pure.
<p>Who is in charge of which tasks?</p>	<ul style="list-style-type: none"> • Validation is done by UL • R&F checks the patents • The Faculty Pure Coordinator provides support in case of questions.